

The THUMB PRINT
Thermal Thumbers of Metro Atlanta

www.thermalthumbers.com
David Mills Editor
 (404) 509-4209
 davidmillsatl@gmail.com

AMA Charter # 1834
 FLYING ACES club
 SAM
 NFFS

Nov.-Dec., 2022

HEADS UP

Welcome to the last issue of the year, getting in just under the wire. Was it not ever thus? I dare say not. Regardless, it's a good one and chock full of information you need to know. First, we're renewing our traditional annual banquet, and the full details follow and make plans to attend. We also provide the contest report on the annual Turkey Shoot, this year's last outing, which proved to be a solid success with a great turnout, weather and flying. The last few club lunches are covered, as well as other upcoming social opportunities that you may be tempted to attend, and those details follow. Be advised: we can't put forth 2023 contest dates at the time, but rest assured, that work is in process. So, keep your eyes peeled for any announcements. It's time for me to get out of the way. Ciao, y'all.

RENEWAL NAG

My fellow Thumbs, now's the time, and this ain't no fooling. A quick look at the calendar indicates there's just a sliver left of 2022, and that means your 2022 membership is just about *kaputski*. Ergo, consider yourselves hereby advised. Time for you to fill out the membership form that follows, sign it on the line that is dotted, payable to TTOMA and mail it to James Martin, Treasurer, at the address so indicated. Eyes on you! You know who you are.

THINGS TO DO, PLACES TO GO, PEOPLE TO SEE

We're about to begin the new year, but at this pecking we've only a delightful medley of what could be called extracurricular social events locally, plus the big KOI contest down at Palm Bay, FL. All are worthy of your notice and participation.

Not to worry, though, rest assured that our man Doug Demasie will begin providing dates at Christ Chapel down in Macon shortly. We remain hopeful of resuming flying at St Lukes at Dunwoody, and Dohrman Crawford has his ear on that rail for the availability of their familiar Grand Hall.

On other fronts, Dohrman is working on next year's outdoor dates at NG Turf in Whitesburg, as is his wont and custom. We should have some dates by the next newsletter, although you'll probably see them first in the *TTOMA Bulletin*. As in many years past, we'll begin our monthly outdoor contests in April and will continue through November. So, start gluing sticks together to get some models ready for the awaiting opportunities here and elsewhere. The game's afoot.

Jan. 10-12: King Orange International, Palm Bay, FL

Jan. 28: Annual Banquet, Lost Corners Cottage and Preserve, Sandy Springs, GA

Feb. 25: IPMS AtlantaCon, Lockheed Union Hall, Marietta, GA

March 3-4: GAMA Southeastern Model Show, Perry, GA

April 1-3: Indoor Contest. Jim Richmond Open, West Baden, IN

April 22-23: Indoor Contest. Kent State Field House, Kent, OH.

ANNUAL BANQUET

Due to the stalwart efforts of our OFB Dohrman Crawford, we are reprising our traditional annual banquet on January 28, 2023 at the Lost Corner Cottage and Preserve in Sandy Springs, featuring a catered meal from City BBQ and our usual banquet activities. So, make plans to be there. A flyer with all the details follows. Note Dohrman's January 10 RSVP deadline! Be there or be square!

THUMBS AT LUNCH

This just in from Jim Conery, "November 17th a group of hungry Thumbs gathered at the appropriately named Thumbs Up Diner in Roswell for food and fun. Present were David Barfield, Dohrman Crawford, Richard and Carol Schneider, Gary Baughman, and Jim Conery. The diner boasts of breakfast all day, plus the usual variety of burgers and sandwiches, something for everyone. David brought along several sheets of laser cut balsa for a Cahill's Clodhopper that he had just cut that looked really good, as well as photo documentation for his new FAC scale Twin Ercoupe (!?), and Dohrm had a plastic WW II tank model that he had recently dragged out of a closet and painted and weathered, then made a very realistic diorama base for it to sit on. After lunch Richard pulled a very nice 1/2A Profile Controline model out of his car to show. I forget the aircraft, but it was finished in his usual immaculate style.

"We have some talent in our club! Lunch was great, conversation spirited with much reminiscing and laughter. If any other Thumbs are within the general Roswell area and would like to be notified of future lunch gatherings, please contact Jim Conery at taylormanly.conery@gmail.com. There's always room for more!

"That should about cover it. I'm attaching a photo from David Barfield. Jim Conery out!" (See left, below—ed.)



Thumbs met at the "Moxie Burger" restaurant just off the square in old downtown Roswell for a December lunch. (See right, above—ed.) The Schneider's, Dohrman Crawford, Kim Conery, David's Mills and Barfield enjoyed a fine lunch and good conversation. The burgers and sandwiches were first rate, and as for me, the sweet potato fries didn't disappoint. The modest Show and Tell included Dohrman's freshly adorned big Skyraider in Vietnam theater camo and Richard's new Yak CL Profile Scale job. I was happy to hand over a monstrous load of battleship Bismarck documentation to Jim, acquired cheap by your editor on the secondary market; his are the right hands for the two-inch thick notebook, a veritable treasure trove and scale doc rabbit hole into which few would ever venture. Kudos, Jim, the right tool for the right job.

It's worth noting that there was another table of old farts nearby enjoying the same camaraderie. Maybe this thing is catching on.

There's likely another lunch planned for January, but maybe not because of the banquet. The next *Bulletin* will have such an announcement when it happens. Come if you can because it's always good to meet and eat with your friends. Regarding February's lunch, give a read to the following.

SAME CHURCH, DIFFERENT PEW

At the Moxie Burger in Roswell we discussed having the February lunch in conjunction with the “IPMS AtlantaCon 2023” on Saturday, February 25. Briefly, your editor proposed it, and all concurred, great minds thinking alike once again. Every year a few of us go to this big plastic model contest and swap meet and have a great time. Last year it was only three of us, as chronicled in a past newsletter. Hopefully, maybe this year we can get a few more because it’s so much fun. We’ll probably meet inside when it opens around 10 am, enjoy the festivities for a couple of hours and then have lunch somewhere in the area. (Feel free to suggest places at or near Marietta Square or up and down Cobb Parkway or elsewhere thereabouts.) Most of us will likely return to the AtlantaCon for a few hours to have more fun, make a few late scores for some treasures and troll their monstrous raffle. No kidding on the latter, buddreau!

AtlantaCon is being held again at the Lockheed Union Hall, 1032 S. Marietta Parkway, Marietta, GA 30060, just a little west of Cobb Parkway. It’s cheap fun for adults at five dollars, American, per and free for kids, so bring them. Buckets of eye candy for everyone! Bring a few bucks because the raffle is a killer, and there’re plenty of tools, books and materials for sale and thousands of plastic kits at way-below-retail prices, if you heart pulls you in that direction.

ADVENTURES IN PANTONE

Your trusty editor is wrapping up the final details on his Waterman Gosling Racer Dime Scale project, meaning that it’s about only half done. (A little FAC humor—ed.) With that in mind I’ve been casting about for my next scale project. An easy target turned out to be my long-held Volare short kit of the Chambermaid, renowned as a capable flier and certainly a looker. I started serious “planning”, namely staring at the plan a lot and doing much pointless wandering around the interwebs.

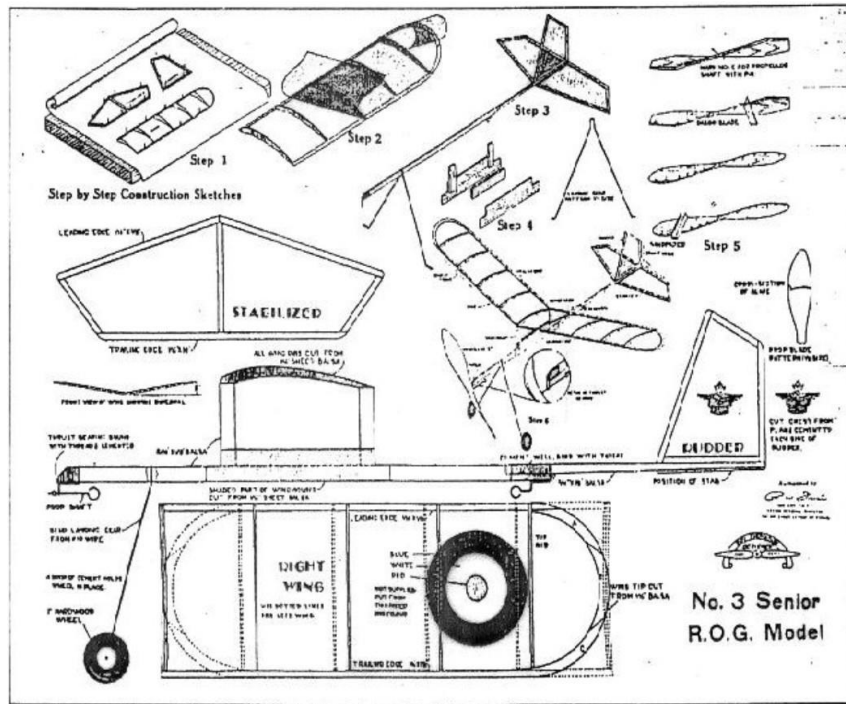
As we all know, you can spend a ton of time on documentation, but Chambermaid three-views are readily available and already in hand. However, intently studying the same and available texts, the Chambermaid’s color was given as “Cream” or “Bright Cream”, along with less helpful adjectives like “light”, “dark”, “dirty”, etc, here and there. I dropped the adjectives and got onto the Pantone website and delved into Cream and Bright Cream. Both are both formal color names and presented in vivid form. Good thing I did because Cream (#E6DDC5) is light beige, very close to Mt. Fugi Desert Sand, while Bright Cream (#FFFCD8) is pale yellow, much akin to faded Jap yellow. I’m going with the latter.

The Pantone operation, based in the USA, is worth looking over for grin and tickles. Turns out Pantone swatches are used all over the world for color standardizations of paints and dyes for printing, cars, fabrics, signs, and well, basically everything. Pantone offers some 15,000 different color designations! Good ammo for arguing with FAC scale judges, I would imagine.

WHOZ YO’ DADDY?

The eagle eye of our friend Josh Finn will occasionally catch something worth wasting time over, and he sent one such item along to these humble offices. The plan that follows below is an intriguing one. It certainly resembles the very well known and highly regarded “Hangar Rat”, oft-built and sportily flown by many around the world. The resemblance of the provided “No. 3 Senior R. O. G. Model” is strongly familial, to put it mildly. The origins of this plan are vague and partly cloudy. At this juncture, all we know it’s from the Modelcraft Company of Los Angeles, CA that enjoyed its heyday in the forties. They produced many good designs, including the lovely “Pacific Ace”, “Black Bullet”, “Super Snooper” and others. My dredge off the interwebs brought forth nothing but a 1941 Modelcraft catalog that happens not to feature the “No. 3 Senior R. O. G.”, indicating that this catalog iteration was before or after this design’s currency—I’m guessing after. The “Hangar Rat”, on the other hand, is generally assumed to be of Aussie origin and from much later, reputedly around 1974, hence the intrigue.

This is merely one of the many delightful curiosities that confront the idle archivist, a type abundantly blessed in our hobby. If anyone can cast further light on this stab-from-the-past, contact your trusty editor. I’m easy to find. For the more than just idly curious, the No. 3 Senior R.O.G. plan is available from the AMA Plans Service. Later.



OLDIE, NOT A GOODIE

Recently, I got restarted on old, putdown project, yea, from all those many years ago. I had my old Flyline Heinkel 100D all framed, covered, looking good and ready for decals from the old kit, guessing from the 1980s. The condition of the ancient Nazi decals looked suspect, but what the hoot, the first attempt was made at applying the accursed Nazi cross to the topside, starboard wingtip. It was a disaster, and it soon disintegrated into a zillion pieces. What to do?

First option was making do with what I had, rather than finding or commissioning another set, and it was off to the races. I sprayed on two coats of Krylon clear satin finish that I had sitting around and let it dry overnight. Next day, I soaked the next Nazi cross for longer than necessary, put it on a paper towel for a few seconds to drain the excess water, and slowly slid it onto the same spot as before. After a little scooting around and careful fondling with a cotton swap, it stayed where I put it and in one piece. Thankfully, it dried OK, all the wrinkles and sags gone in a couple of hours. Most of the remaining sheet went on easily enough. A couple splintered into a few, big pieces, but I was able to scoot them into place. Overall, it looked pretty good considering. For the time being, I'm choosing to ignore the missing Nazi cross *unter der rechten Flügelspitze*.

Having said all of this, a couple of the Nazi crosses are now showing signs of flaking off at the edges. I assume some of the stickum under the aged decals is no longer sticking. (Any ideas as how to remedy this aspect can be forwarded to these offices.)

I'd say give this method a try from the outset when you're building one of your old kits, and the decals look funky. It might help. After all, we're all blessed with old kits, or at least that's the rumor. If this doesn't work, you can always rampage the interwebs, or set Cali Graphics to work, or print them out yourselves on decal paper. (Regarding this Plan B, first scan your decal sheet in hi-res and full color just in case. The things they're doing with electricity these days.)


NEXT ISSUE

Look for something in February. We'll have the full report on the banquet, maybe some outdoor contest dates and whatever good news on the indoor front that comes across the transom. Expect a full pimping of GAMA's Perry swap meet and trade show. As always, I beseech the multitudes to forward to the humble offices all you have in the way of articles, photos, plans, rants or raves. Don't make me work too hard! Ciao, y'all!



On one hand it was a 40 million dollar plane,
on the other hand the spider was
inside the cockpit.

The Far Side / By GARY LARSON



"Just think . . . Here we are, the afternoon sun heating
down on us, a dead, bloated rhino underfoot, and good
friends flying in from all over. . . I tell you, Frank,
this is the best of times."

Eleventh Annual TTOMA Turkey Shoot

How time flies and Thumbers can fly too. This was evident at the 11th annual turkey shoot held at the sod farm on November 6. Seventy-five degree temps with light and variable winds and some good thermals buoying up the beautifully crafted models was the order of the day.

Target time event had a bounty of scores turned in and the eventual winner was James Martin who matched the secret 44-second time. FAC scale mass launch and fly-off was won by David Mills.

SCat Jet was popular, and the winner was Doug Demasie with a best 3-flight total of 71 seconds, followed by Jim Conery's 70 seconds. It was close!

Embryo mass launch had 6 entries with Dohrm Crawford besting the field for a win.

SAM rubber, best 3-flight total, was won by David Mills. He also won the P-30 best 3-flight total event with a max out.

The catapult glider and HLG mass launch and their top three fly-offs were a spectator's delight. The gaggle of six gliders was a hoot to watch. The winner was Josh Finn with Crawford second and Frank Perkins third.

Blue Ridge Special mass launch was a photographers dream with those simple little models darkening the sky like a bunch of angry hornets. The light wind took the jumble behind the hangar with fliers in hot pursuit to determine the last one down. It was David Barfield who bested the bunch.

Publix gift certificates were handed out to the winners at the awards ceremony. Other awards provided to all participants were generous bundles of balsa and modeling supplies for winter projects. If you missed this fun fly, put it on your calendar for 2023 now. The date is always the time-change date from Daylight to Standard Time. Gary Baughman, Head Gobbler-in-Charge, reporting



photos by David Barfield and Frank Perkins, collage by David Barfield



photos by David Barfield and Frank Perkins, collage by David Barfield

2023 TTOMA MEMBERSHIP FORM


Name _____ AMA# _____

Address _____ State and Zip Code _____

Other Family Members and AMA # _____

Telephone _____ Email _____

\$20.00/year for adults and other adult family members in same household. No charge all aged 18 yrs. or younger. Send check, payable to TTOMA, to James Martin/3901 Bays Ferry Trail/Marietta, GA 30062/404-632-7226/jhnmartin1963@gmail.com



The premier organization dedicated to traditional stick-and-tissue Free Flight. \$25 per year (\$35 to Canada; \$50 to rest of the world; Paypal now accepted) gets you six issues of *Flying Aces News*, invitations to large FAC contests, opportunities to join your local FAC squadron, and much more!

Name _____
Address _____
City _____ State/Prov. _____
Code/Zip _____ Email _____
Country _____ Phone _____

Checks payable to FAC, 997 Woodcliff Drive, Franklin Square, NY 11010. Or, join online:

www.flyingacesclub.com

NFFS MEMBERSHIP & RENEWAL APPLICATION

Mail to: NFFS Membership Office
51 Julia Circle
Middle Island, NY 11953

Make checks payable to
National Free Flight Society

Dues include a mandatory \$0.50 per year for NFFS membership.

U.S. memberships (Age 19 & over) 2 years \$58.00 (\$18.00 Youth)
 1 year \$30.00 (\$10.00 Youth)

Youth: Age 18 & under as of July 1 of the current year

Check here if you desire *Digest* delivery via email. This saves valuable funds on printing/mailling, and you receive your *Digest* about 3 weeks sooner. As a bonus, the *eDigest* contains exclusive additional content in each issue.

Canadian Memberships (all ages) 2 years \$98.00 (printed *Digest*)
 1 year \$50.00 (printed *Digest*)
 2 years \$58.00 (*eDigest*)
 2 years \$30.00 (*eDigest*)

Non-US/Non-Canadian Residents (all ages) 2 years \$58.00 (*eDigest*)
 1 year \$30.00 (*eDigest*)

Life Membership \$500.00

To help reduce expenses maintaining NFFS records,
PLEASE renew for at least two years. Thank you!

Check appropriate boxes below:

New Member Renewal Address Change Donation

Amount: \$ _____ Current expiration date: Mo./Yr: _____

PLEASE PRINT VERY CLEARLY

Name: _____

Address: _____ AMA#: _____

City, State: _____ Zip: _____

Telephone: _____ Email: _____

Send all renewals, address changes, applications, and membership questions to the Membership Office, email: <membership@freeflight.org>.

Please go to www.freeflight.org for credit card renewals.



TTOMA ANNUAL BANQUET, A REPRISE

January 28, 2023

Lost Corner Cottage and Preserve
7300 Brandon Mill Rd NW
Sandy Springs, GA 30328


This is a very nice setting for our banquet, and we hope to have a big turnout since we have not had a banquet for two years. This will be a catered meal from City BBQ, a choice area go-to BBQ restaurant. You will have your choice of Beef Brisket or Pulled Chicken. Sides are Green Beans with Bacon, Baked Beans with Brisket, and Mac and Cheese. Peach Cobbler is dessert. Iced tea, Lemonade and coffee will be available. Thanks to Dohrman Crawford for the arrangements, and let him know your preference: brisket or chicken with your payment. Note there's a hard date of January 10 to respond, so RSVP in a timely fashion.

Due to City of Sandy Springs regulations, no alcohol will be allowed on premises. (Having alcohol served would cost us, requiring us hire a bartender, plus pay a policeman outside to guard us while we eat.) Cost is very reasonable as a result, \$38.00 per person, which includes tax and tip.

Show and Tell at 6:00 pm, and we'll eat at 7:00 pm. Show and Tell is a big part of the festivities, so bring your latest projects. If you've a new collectible or something cool, bring that, too.

You can send your check to Dohrman Crawford/1400 Mile Post Drive/ Dunwoody, GA 30338, along with your chicken or brisket vote. If you are uncomfortable sending a check, I can accept payment via the Zelle app. Email me (tum25@bellsouth.net), if you do not have my cell number and wish to use Zelle.

The Lost Corner Preserve is a treasure and oddly off the radar to many of us longtime residents of the metro area. You'll want to revisit during the day to walk the hiking trails and check out the exhibits. There're a couple of spots where you'll stand there in the quiet and wonder how in the world you're smack dab in the middle of the bucolic, yet busy suburbs of Sandy Springs. Amazing, yet so unknown!





KING ORANGE INTERNATIONAL

January 10th, 11th and 12th 2023
Palm Bay, Florida

NEW DATE!

16 - AMA Events 9 - FAI Events
5 - Old Time Events 7 - NOS Events
13 - FAC Events*
Gollywock Mass Launch*
E-36 Mass Launch*
P-30 Mass Launch*

AMA CAT III National Cup Contest

Field Address: 2190 Sapodillo Rd. S.W., Palm Bay, FL 32908

CD
Skeeter Surguine
386-673-6875
carverpop@aol.com

ASST CD
Jim DeMeritte
727-712-0996

FAC
Duncan McBride
239-910-3740
n319dm@gmail.com

For additional information call the above numbers or email:
King_Orange_Intl@yahoo.com

Entry Fee: Open \$35.00 unlimited, Senior \$20.00
 Junior (U-16) \$5.00
Awards: One award to each winning contestant through 3rd place
 Plates for each additional win
 Joe Clawson Trophy

FMA High Start Rules, 50ft rubber, 150 ft line

Food within easy driving distance
Sponsored: FMA Florida Modelers Association

NO INDOOR